



advanced FLOW engineering

INSTALLATION GUIDE:

Part #: 51/54-10061 & 75-10061

Magnum FORCE™ Intake Systems

Make: FORD

Model	Year	Engine
F250	'99.5-'01	V8-7.3
F350	'99.5-'01	V8-7.3
Excursion	'00-'01	V8-7.3

Parts list:

- 1 Filter housing with seal
- 1 Splash Panel with seal
- 4 Splash Panel screws
- 1 3/4" Trim seal @ 35"
- 1 Filter (P/N 24-40035) or (Pro-GUARD 7™ P/N 72-40035) or (Pro Dry S™ P/N 21-40035)

Tools Required:

- Medium flat blade screwdriver
- Medium phillips blade screwdriver

A. Installation Instructions

Prepare kit for installation;

1. Remove contents from shipping box
2. Make certain seal is installed on edge of filter enclosure & splash panel.
3. Remove filter from box & install into filter enclosure with hose clamp provided. Take care not to crush or damage filter.
4. Install splash panel & seal with (4) phillips screws provided.

Kit installation;

1. Loosen band clamp for intake hose at air filter housing.
2. Disconnect intake hose from air filter housing.
3. Unsnap clips & remove top half of filter housing & filter (store these items in a safe place for future use if needed).
4. Take kit & insert tabs of splash panel into slots on the lower half of filter housing (**photo A**) & place the kit inside the filter housing at an angle. (Tabs are to be inserted into & rest on the bottom edge of the slots. **Do not hook tabs over plastic**).
5. Depress spring tab slightly (**photo B**) and lower the filter enclosure down until the spring tab snaps into place.
6. Reconnect the intake hose to the filter enclosure (**photo C**).

Your installation is now complete (**photo D**). Place the included CARB EO Sticker on or near the intake system on a smooth, clean surface. E.O. identification label is required in passing the Smog Check Inspection. Re-check after a few hours of operation.



Photo A



Photo B



Photo C



Photo D

Now available with
Pro-GUARD7™
Technology



Note: Filter Cleaning and Re-oiling: When cleaning your aFe filter, be sure to use only aFe's "Restore Kit" (aFe P/N: 90-50001 blue oil P/N 90-50000 gold oil aerosol, or aFe P/N: 90-50501 blue 90-50500 gold squeeze bottle oil).

Filter Replacement: P/N: 24-40035 (black w/blue media) or 72-40035 Pro-GUARD 7™ media, (black w/gold media). **Pro Dry S™** P/N: 21-40035 (black w/white media) **Pro Dry S™** cleaning: see cleaning instruction sheet 06-00074.

Pre-filters: 28-10011 yellow, 28-10012 red, 28-10013 black, and 28-10014 blue


aFe 06-80004

Write to us:
P.O. Box 1719
Corona, Ca 92878
www.aFefilters.com

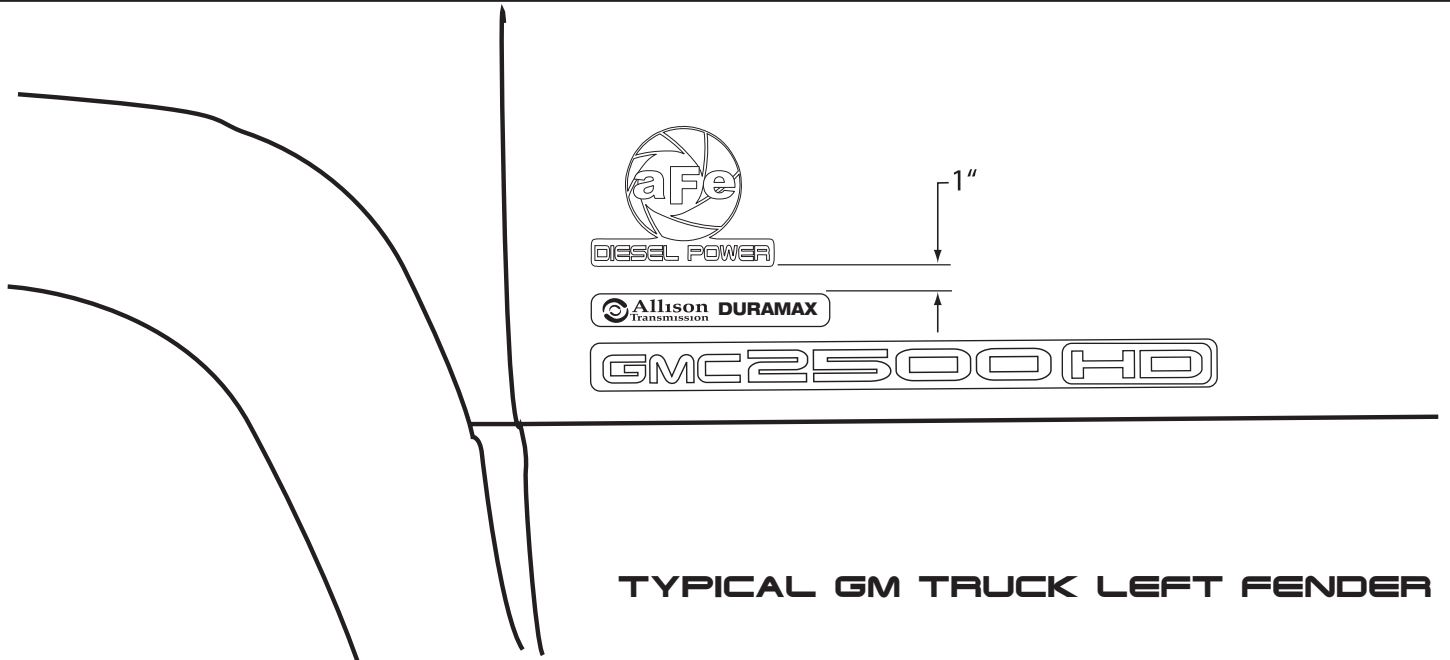

DIESEL POWER BADGE

Your system includes one "Diesel Power" logos designed to compliment your truck.
Use the diagrams below for positioning of the logo for a clean factory look.

TYPICAL FORD RIGHT FENDER



TYPICAL RAM RIGHT FENDER



TYPICAL GM TRUCK LEFT FENDER