



**DOWNLOAD THE LATEST
INSTALL MANUALS AT
www.bddiesel.com**



FRONT DIFFERENTIAL COVER KIT

1061828

**2014-2019 2500 DODGE
2013-2019 3500 DODGE**

PLEASE READ ALL INSTRUCTIONS BEFORE INSTALLATION

Please check to make sure that you have all the parts listed in this kit **before** you start the disassembly of your truck.



Table of Contents

Kit Contents2
 Tools Required for Installation3
 Installation.....3
 Removal3
 Instalation4

Introduction

Kit Contents

1601828	1601715	1601512
		
Differential cover	Bolt M8-1.25 X 30mm	Washer 5/16"
1	12	Qty: 12

1601613	1401557
	
Magnetic drain plug	Fill port plug
1	1

Tools Required for Installation

- 13 mm socket wrench
- 6mm Allen Wrench
- 8mm Allen wrench
- 9mm Allen wrench

Installation

REMOVAL

Place a drain pan under the differential.




Remove bolts starting at the bottom. Leave the top bolts installed loosely, pry cover away from the housing and allow fluid to drain.

Note: Do not damage the reusable gasket, you will need to reuse it.




Once drained, remove cover and check differential housing gasket surface for irregularities and remove high spots if required. Surface must be flat and clean.



Installation

Apply a thin layer of oil to the OE reusable gasket then install between diff and BD cover




Using the supplied bolts and washers fasten the BD diff cover to the housing and tighten finger tight starting from the top (use 6 mm Allen wrench)




Once all bolts are finger tight torque to spec. in crisscross pattern.

Torque Spec. 30 ft-lbs




Install the drain plug (1601613) in to the BD diff cover (use 8 mm Allen wrench). Do not over tighten.



Fill differential with manufacturer specified oil following manufacturers filling procedures.

Volume: 2.7 Quarts (2.6 Liters)



Insert fill plug (1401557) do not overtighten (9mm Allen wrench)



Some differentials may require special additives, please check your owner's manual before filling. Drive at least 50Kms (31 miles) re-torque bolts to specification ensure there are no leaks. Installation is complete.

Thank you for purchasing BD product If have any technical difficulties, concerns, comments, or complaints, please phone our Technical support hotline at (800) 887-5030 between 8:30 am – 5:00pm PST(pacific Standard Time) Monday to Friday.