




GM 6.6L Duramax Race Release Valve, 2004.5 - 2006 Models LLY & LBZ Install Guide



1. **View Glow Plug Controller** mounted on Driver Side Firewall. Remove 2 bolts holding the controller case cover.



3. Fuel pressure valve can now be seen after removing Glow Plug Controller assembly. Unscrew valve and remove from fuel rail. Photo shows valve loosen and unthreaded most of the way.



2. Remove the 5 bolts shown, four on the case and 1 on the metal tubing shown. Remove black metal casing under the bolts to access the fuel pressure valve.

4. Replace the stock valve with the Race Release Valve Supplied. Then replace the black metal casing, and reassemble the Glow Plug Controller Casing.